

# Tumbukiza!

## A Better Way To Grow Napier Grass For More Milk

### PRODUCTION AREAS

Low to medium altitude areas of Kenya

### NAPIER GRASS VARIETIES

- \* Bana
- \* Clone 13
- \* French Cameroon
- \* Pakistan Hybrid

### SOURCES OF NAPIER FOR PLANTING

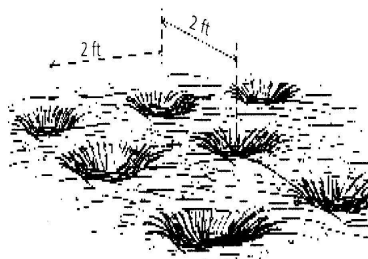
- \* Research institutions
- \* Other farmers
- \* Ministry of Agriculture

### TYPES OF TUMBUKIZA

1. The round pit type
2. The rectangular pit type

### FOR ROUND PITS

Dig pits 2 feet in diameter by 2 feet deep.  
The rows of pits should be 2 feet apart.



ROUND PITS 2 FEET APART


Round pits 2 fit apart

### FOR RECTANGULAR PITS

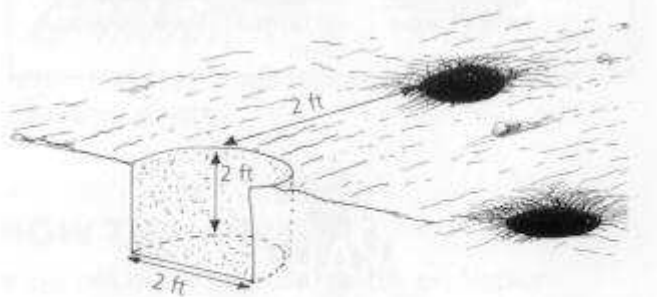
- \* Dig pits 2 feet deep by 2 - 3 feet wide.
- \* The length of the pit can vary depending on available land.
- \* The pits should be 3 feet apart.
- \* Separate top-soil from sub-soil.

### PLANTING

Mix 1 debe of top-soil with 1 to 2 debes of farmyard manure and put into the pits. For the rectangular pit put the top-soil/manure mixture for every 3 feet length.



RECTANGULAR PITS 2 - 3 FT FEET WIDE AND 3 FEET APART



ROUND PITS 2 FEET IN DIAMETER, 2 FEET DEEP AND  
2 FEET APART

- Leave about 6 inches unfilled space at the top of each pit.
- Plant 5 - 10 cane cuttings or single root splits in round pits.
- In the rectangular pits, plant 5 - 10 cuttings or single root splits for every 3 feet length.



Mix 1 ded of top-soil with 1-2 debes of farmyard manure

in the rectangular pits, plant 5-10 cuttings or single root splits for every 3 feet length.



Plants 5-10 cuttings per pit

#### MANAGEMENT

- \* Hand weed, if there are any weeds
- \* Use spaces between the pits to grow other crops, especially sweet potatoes.
- \* Apply farmyard manure or slurry after every 4 to 6 harvests.



APPLY 1 DEBE OF FARMYARD MANURE IN EACH HOLE AFTER EVERY 4 TO 6 HARVESTS

## HOW TO HARVEST

- Do not graze animals directly on Napier grass
- Cut Napier grass when 2 to 3 ft tall

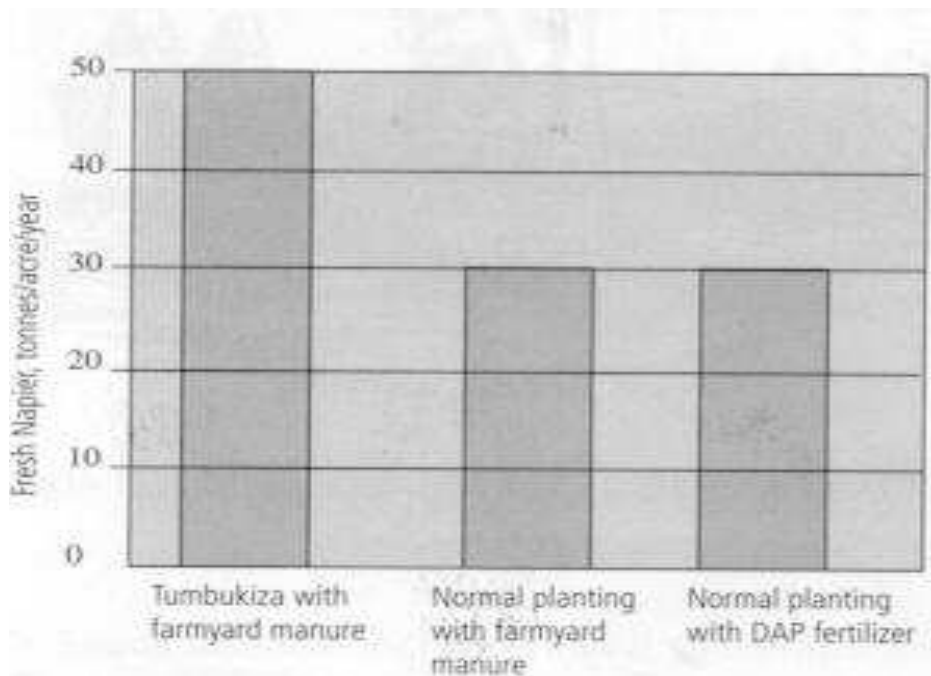
## FEEDING

Feed 70 kg or 7 headloads of fresh unchopped Napier grass to a dairy cow per day.

One acre of Tumbukiza Napier grass can give enough feed for 2 to 3 dairy cows for one year.

## WHY TUMBUKIZA IS BETTER

- Better growth in the dry season.
- Feed available even during the dry season.
- More milk.
- More money from increased milk sales.



Compiled by

Dr K Otieno, DT Cheruiyot, Dr FN Muyekho and AN Wekesa e

KARI Headquarters Library

resource.center@kari.org

KARI/KITALE P.O. Box 450 Kitale

KARI/KAKAMEGA PO Box 169 Kakamega