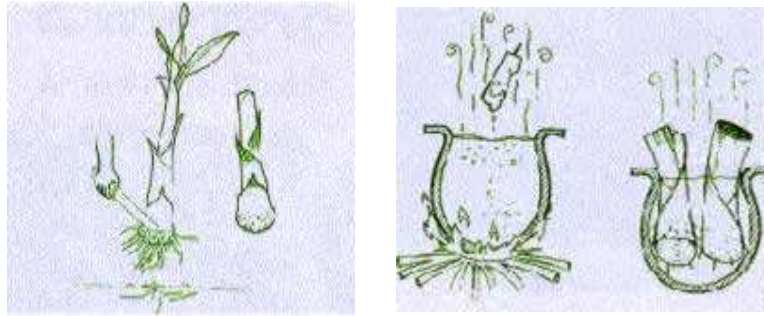
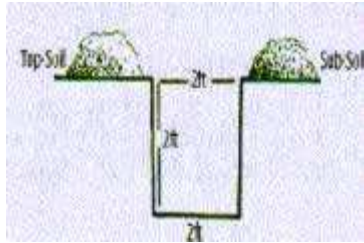


## Better bananas for Western Kenya

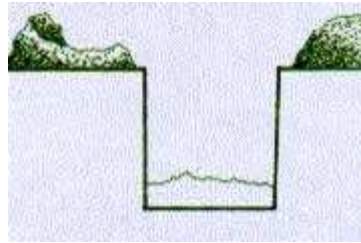
- Get healthy suckers from a clean, disease-free orchard
- Remove the roots
- Kill any pests on the suckers by the hot water method. Heat water until a candle just melts in it (55°C). Remove the water from the fire and put the suckers in the hot water for 20 minutes.



- Dig holes 2 ft x 2 ft x 2 ft. The holes should be 9 ft by 9 ft apart.
- Put the soil from the top 1 foot in a heap and the soil of second 1 ft in a separate heap.



Put the soil from the top 1 foot in a heap and the soil of the second 1 ft in a separate heap

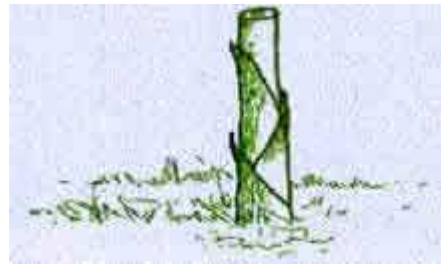


Mix 2 dbes of maure with the top soil and put the mixture in the hole.

- Mix 2 debes of manure with top soil and put the mixture back in the hole.
- Plant the sucker one and a half to two feet deep.
- Use the sub-soil to fill up the hole.
- For high yields you should not have more than 5 suckers per stool (at different stages).
- Every 6 months add 2 debes of manure per stool.



Plant the sucker 1 1/2 ft to 2 ft deep.



Use the sub-soil to fill up the hole

- You can intercrop with compatible crops such as beans and groundnuts.
- In low rainfall areas like Homa Bay, irrigate.
- Remove diseased leaves and burn them.
- After harvest, cut off the stem at the ground level, cut it into pieces and spread it to dry. This will stop weevils from laying eggs in the stem.

### **YOU CAN REDUCE WEEVIL DAMAGE BY TRAPPING**

Cut banana stem in pieces and split it to use for trapping the weevils. Cut banana stem in pieces and split it to use for trapping the weevils.



**FOR MORE INFORMATION CONTACT:**

**Compiled by M Onyango and SSS Inzaule  
More info. from  
KARI Headquarters Library  
resource.center@kari.org  
KARI Kisii PO Box 523 Kisii**